


























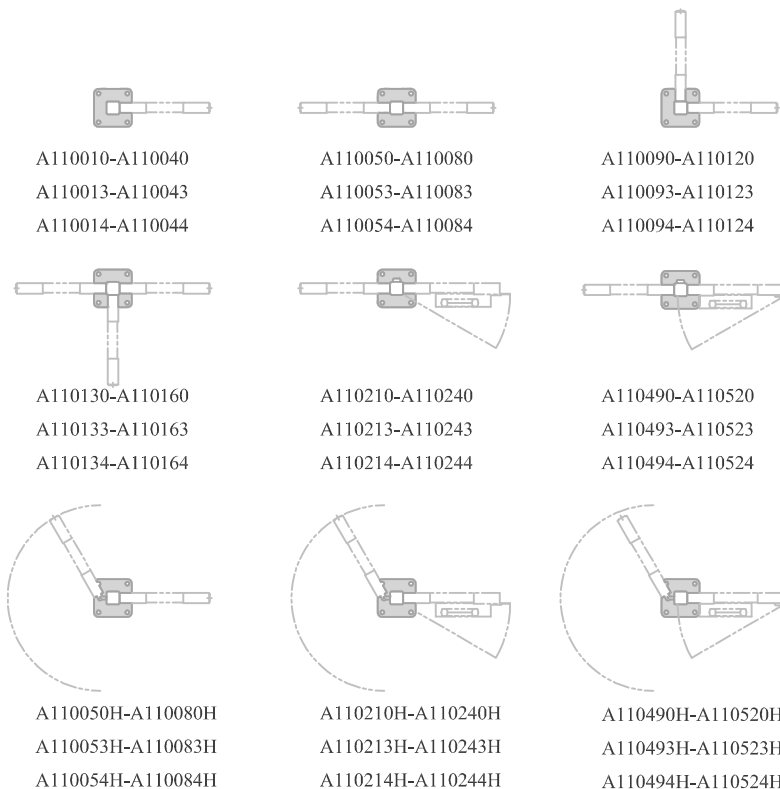






2 x 2 x 1/8 STEEL TUBING ADJUSTABLE POST

(A) DIMENSIONS							
		1570 mm	1870 mm	2170 mm	2470 mm		
LN.	PART NO	PART NO	PART NO	PART NO	DESCRIPTION		
01	A110010	A110020	A110030	A110040		ADJ. END POST	
02	A110013	A110023	A110033	A110043		ADJ. END POST	
03	A110014	A110024	A110034	A110044		ADJ. END POST	
04	A110050	A110060	A110070	A110080		ADJ. CENTER POST	
05	A110053	A110063	A110073	A110083		ADJ. CENTER POST	
06	A110054	A110064	A110074	A110084		ADJ. CENTER POST	
07	A110090	A110100	A110110	A110120		ADJ. CORNER POST	
08	A110093	A110103	A110113	A110123		ADJ. CORNER POST	
09	A110094	A110104	A110114	A110124		ADJ. CORNER POST	
10	A110130	A110140	A110150	A110160		ADJ. T - POST	
11	A110133	A110143	A110153	A110163		ADJ. T - POST	
12	A110134	A110144	A110154	A110164		ADJ. T - POST	
13	A110210	A110220	A110230	A110240		ADJ. UNIVERSAL HINGE POST	
14	A110213	A110223	A110233	A110243		ADJ. UNIVERSAL HINGE POST	
15	A110214	A110224	A110234	A110244		ADJ. UNIVERSAL HINGE POST	
16	A110490	A110500	A110510	A110520		ADJ. UNIVERSAL LATCH POST	
17	A110493	A110503	A110513	A110523		ADJ. UNIVERSAL LATCH POST	
18	A110494	A110504	A110514	A110524		ADJ. UNIVERSAL LATCH POST	
19	A110050H	A110060H	A110070H	A110080H		ADJ. HINGE PANEL CENTER POST	
20	A110053H	A110063H	A110073H	A110083H		ADJ. HINGE PANEL CENTER POST	
21	A110054H	A110064H	A110074H	A110084H		ADJ. HINGE PANEL CENTER POST	
22	A110210H	A110220H	A110230H	A110240H		ADJ. UNIVERSAL HINGE PANEL HINGE POST	
23	A110213H	A110223H	A110233H	A110243H		ADJ. UNIVERSAL HINGE PANEL HINGE POST	
24	A110214H	A110224H	A110234H	A110244H		ADJ. UNIVERSAL HINGE PANEL HINGE POST	
25	A110490H	A110500H	A110510H	A110520H		ADJ. UNIVERSAL HINGE PANEL LATCH POST	
26	A110493H	A110503H	A110513H	A110523H		ADJ. UNIVERSAL HINGE PANEL LATCH POST	
27	A110494H	A110504H	A110514H	A110524H		ADJ. UNIVERSAL HINGE PANEL LATCH POST	



A11570		FOOT PAD
A11573		FOOT PAD
A11574		FOOT PAD



 A Special Process is performed
 To Increase The Length of Threads
 To 8.0 mm (5/16) Long
 M 8-1.25 TAP

POST MATERIAL
 50.8 x 50.8 x 3.17 mm Steel Tubing
 2.0 x 2.0 x 1/8 Wall Steel Tubing
 Post Include A 50 mm (2.00)
 Adjustable Foot Bracket

