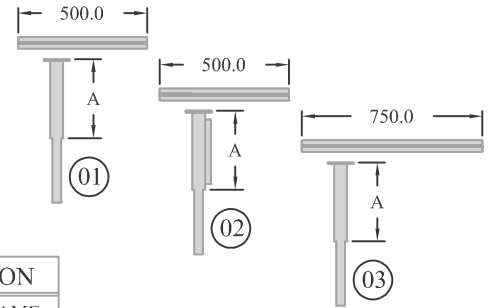


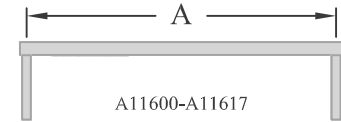
# SUPPORT BRACKETS

## CABLE TRAY & PIPE SUPPORT BRACKETS

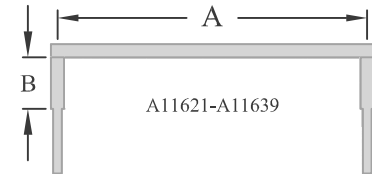
LN.	PART #	100 mm	300 mm	500 mm	(A) DIMENSIONS	DESCRIPTION
		PART #	PART #	PART #		
01	A11640	A11641	A11642			ADJ. CABLE TRAY SUPPORT BRACKET
02		A11643	A11644			ADJ. CABLE TRAY SUPPORT BRACKET W SIDE MOUNT
03	A11645	A11646	A11647			ADJ. CORNER CABLE TRAY SUPPORT BRACKET



LN.	PART #	A	B	DESCRIPTION	PART NO	A	B	DESCRIPTION
01	A11601	600	000	OVERHEAD FRAME	A11611	600	100	OVERHEAD FRAME
02	A11602	900	000	OVERHEAD FRAME	A11612	900	100	OVERHEAD FRAME
03	A11603	1200	000	OVERHEAD FRAME	A11613	1200	100	OVERHEAD FRAME
04	A11604	1500	000	OVERHEAD FRAME	A11614	1500	100	OVERHEAD FRAME
05	A11605	1800	000	OVERHEAD FRAME	A11615	1800	100	OVERHEAD FRAME
06	A11606	2100	000	OVERHEAD FRAME	A11616	2100	100	OVERHEAD FRAME
07	A11607	2400	000	OVERHEAD FRAME	A11617	2400	100	OVERHEAD FRAME
08	A11608	2700	000	OVERHEAD FRAME	A11618	2700	100	OVERHEAD FRAME
09	A11609	3000	000	OVERHEAD FRAME	A11619	3000	100	OVERHEAD FRAME



10	A11621	600	200	OVERHEAD FRAME	A11631	600	300	OVERHEAD FRAME
11	A11622	900	200	OVERHEAD FRAME	A11632	900	300	OVERHEAD FRAME
12	A11623	1200	200	OVERHEAD FRAME	A11633	1200	300	OVERHEAD FRAME
13	A11624	1500	200	OVERHEAD FRAME	A11634	1500	300	OVERHEAD FRAME
14	A11625	1800	200	OVERHEAD FRAME	A11635	1800	300	OVERHEAD FRAME
15	A11626	2100	200	OVERHEAD FRAME	A11636	2100	300	OVERHEAD FRAME
16	A11627	2400	200	OVERHEAD FRAME	A11637	2400	300	OVERHEAD FRAME
17	A11628	2700	200	OVERHEAD FRAME	A11638	2700	300	OVERHEAD FRAME
18	A11629	3000	200	OVERHEAD FRAME	A11639	3000	300	OVERHEAD FRAME

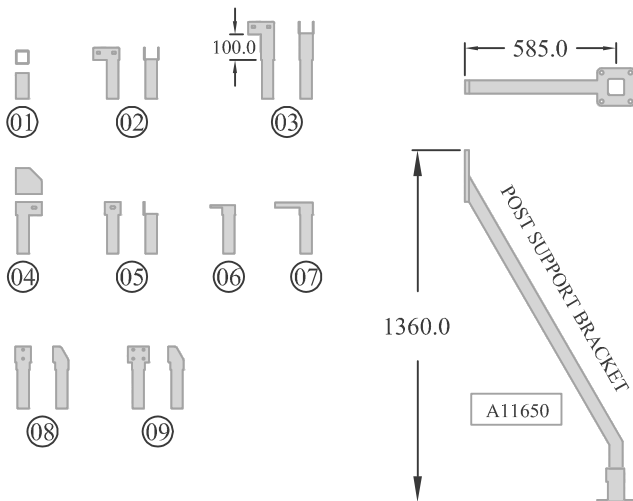


## RAIL SUPPORT BRACKETS

LN.	PART #	DESCRIPTION
01	A11401	100.0 mm LONG SPACER
02	A11402	OVERHEAD TUBE SUPPORT BRACKET
03	A11403	OVERHEAD TUBE SUPPORT BRACKET
04	A11404	TOP TUBE RAIL CORNER SUPPORT BRACKET
05	A11405	TOP TUBE RAIL INLINE SUPPORT BRACKET
06	A11406	SLIDE GATE TRACK SUPPORT BRACKET
07	A11407	SLIDE GATE DOUBLE TRACK SUPPORT BRACKET
08	A11408	HEAVY DUTY RAIL SUPPORT BRACKET
09	A11409	HEAVY DUTY SPLIT RAIL SUPPORT BRACKET

## 50.8 mm X 50.8 mm 2" X 2" TUBE RAIL

LN.	PART #	A	DESCRIPTION
01	A11411	0650	( 50.8 X 50.8 ) 2 X 2 X 1/8 TOP TUBE RAIL
02	A11412	0950	( 50.8 X 50.8 ) 2 X 2 X 1/8 TOP TUBE RAIL
03	A11413	1250	( 50.8 X 50.8 ) 2 X 2 X 1/8 TOP TUBE RAIL
04	A11414	1550	( 50.8 X 50.8 ) 2 X 2 X 1/8 TOP TUBE RAIL
05	A11415	1850	( 50.8 X 50.8 ) 2 X 2 X 1/8 TOP TUBE RAIL
06	A11416	2150	( 50.8 X 50.8 ) 2 X 2 X 1/8 TOP TUBE RAIL
07	A11417	2450	( 50.8 X 50.8 ) 2 X 2 X 1/8 TOP TUBE RAIL
08	A11418	2750	( 50.8 X 50.8 ) 2 X 2 X 1/8 TOP TUBE RAIL
09	A11419	3050	( 50.8 X 50.8 ) 2 X 2 X 1/8 TOP TUBE RAIL



## 76.2 mm X 50.8 mm 3" X 2" TUBE RAIL

LN.	PART #	A	DESCRIPTION
01	A11421	0650	( 76.2 X 50.8 ) 3 X 2 X 1/8 TOP TUBE RAIL
02	A11422	0950	( 76.2 X 50.8 ) 3 X 2 X 1/8 TOP TUBE RAIL
03	A11423	1250	( 76.2 X 50.8 ) 3 X 2 X 1/8 TOP TUBE RAIL
04	A11424	1550	( 76.2 X 50.8 ) 3 X 2 X 1/8 TOP TUBE RAIL
05	A11425	1850	( 76.2 X 50.8 ) 3 X 2 X 1/8 TOP TUBE RAIL
06	A11426	2150	( 76.2 X 50.8 ) 3 X 2 X 1/8 TOP TUBE RAIL
07	A11427	2450	( 76.2 X 50.8 ) 3 X 2 X 1/8 TOP TUBE RAIL
08	A11428	2750	( 76.2 X 50.8 ) 3 X 2 X 1/8 TOP TUBE RAIL
09	A11429	3050	( 76.2 X 50.8 ) 3 X 2 X 1/8 TOP TUBE RAIL

